

Mouse IL-2 R alpha/CD25 Protein

Cat. No. CD5-MM125

Description

Source	Recombinant Mouse IL-2 R alpha/CD25 Protein is expressed from HEK293 with His tag at the C-Terminus. It contains Glu22-Lys236.
Accession	P01590
Molecular Weight	The protein has a predicted MW of 25.76 kDa. Due to glycosylation, the protein migrates to 50-70 kDa based on Bis-Tris PAGE result.
Endotoxin	Less than 1EU per μg by the LAL method.
Purity	> 95% as determined by Bis-Tris PAGE > 95% as determined by HPLC

Formulation and Storage

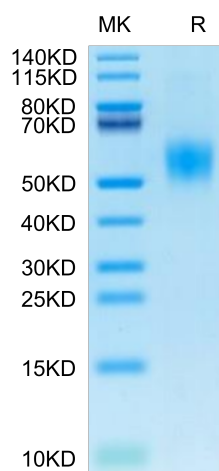
Formulation	Lyophilized from 0.22 μm filtered solution in PBS (pH 7.4). Normally 8% trehalose is added as protectant before lyophilization.
Reconstitution	Centrifuge the tube before opening. Reconstituting to a concentration more than 100 $\mu\text{g}/\text{ml}$ is recommended. Dissolve the lyophilized protein in distilled water.
Storage	-20 to -80°C for 12 months as supplied from date of receipt. -80°C for 3 months after reconstitution. Recommend to aliquot the protein into smaller quantities for optimal storage. Please minimize freeze-thaw cycles.

Background

IL-2 receptor alpha (IL-2 R alpha), also known as Tac antigen and as CD25, was initially identified as a 55 kDa membrane glycoprotein that is capable of binding IL2.eceptor for interleukin-2. The receptor is involved in the regulation of immune tolerance by controlling regulatory T cells (TREGs) activity. TREGs suppress the activation and expansion of autoreactive T-cells.

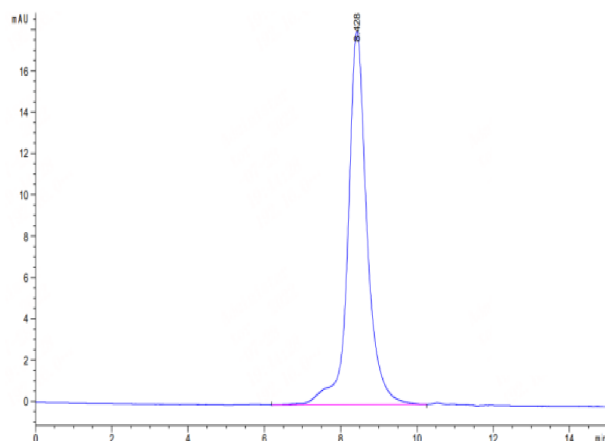
Assay Data

Bis-Tris PAGE



Mouse IL-2 R alpha on Bis-Tris PAGE under reduced condition. The purity is greater than 95%.

SEC-HPLC



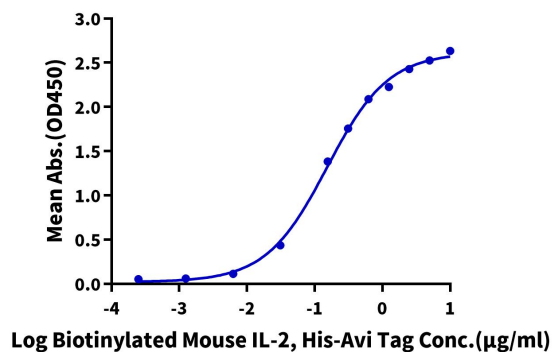
The purity of Mouse IL-2 R alpha is greater than 95% as determined by SEC-HPLC.

Assay Data

ELISA Data

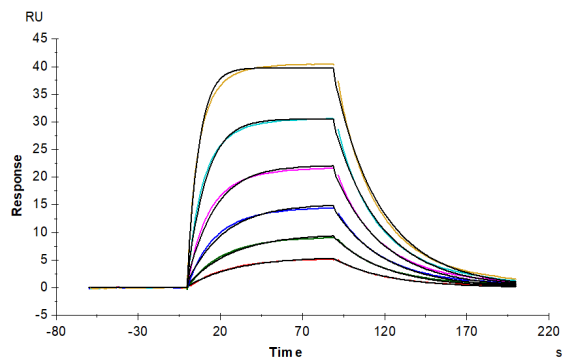
Mouse IL-2 R alpha, His Tag ELISA

0.5µg Mouse IL-2 R alpha, His Tag Per Well



Immobilized Mouse IL-2 R alpha, His Tag at 5µg/ml (100µl/well) on the plate. Dose response curve for Biotinylated Mouse IL-2, His Tag with the EC50 of 0.15µg/ml determined by ELISA (QC Test).

SPR Data



Mouse IL-2 R alpha, His Tag immobilized on CM5 Chip can bind Mouse IL-2, His Tag with an affinity constant of 30.49 nM as determined in SPR assay (Biacore T200).